

Na tej delavnici bomo na tkanino naslikali okrasne mandale.

In this workshop we are going to paint decorative mandalas on fabric.





Posebnost slikanja na tkanino je, da lahko izdelek nato obesite pred okno, da sončna svetloba prehaja skozi barve mandale.

The special thing about painting on fabric is that you can then hang it in front of the window allowing the sunlight to pass through the colors of the mandala.



1) Za lažje risanje mandale lahko postaviš kalup iz blaga na natisnjen model in preprosto slediš risbi s peresom.

To make it easier to draw the mandala, we can place the fabric mold on a printed model and simply trace the drawing with a pen.




Če želiš, pa lahko svojo mandalo ustvariš/narišeš kar sam ali sama, kot sem se odločila jaz.

If you prefer, you can also create your own mandala as I have decided to do it.

2) Ko je narisano obris mandale, moraš samo slikati z barvami, ki so ti najbolj všeč

Once the outline of the mandala is drawn, you just have to paint with the colors that you like the most



- **Zaželeno je, da to storiš na papirju ali na kakšni drugi površini, ki jo lahko obarvaš (da zaščitiš mizo).**
It is preferable to do it on a paper or some surface that you can stain.
- **Po možnosti uporabi list ali belo krpo, da te vzorec na podlagi ne bo motil pri barvanju.**
Preferably use a sheet or other white cloth so as not to confuse the shapes of the drawing on which you are painting.
- **Če to počneš na papirju, pazi, da čopiča ne zmočiš preveč, ker se barva lahko prilepi na list.**
If you do it on paper, be careful not to wet the brush too much because the paint can stick to the sheet.
- **Vsake toliko časa lahko tudi dvigneš mandalo s papirja, da preveriš, da se nista zlepila skupaj. Pri tem pa pazi, da ne zapackaš mandale z barvo, ki je čez svilo prišla na papir (v tem primeru lahko uporabiš nov papir).**
You can also lift the mandala from the paper every so often to check that it does not stick, but if you do this, be careful not to stain the mandala with the paint that has been transferred to the paper, in this case you can use another sheet.

